

Surface Mount RF Transformer

TC9-1

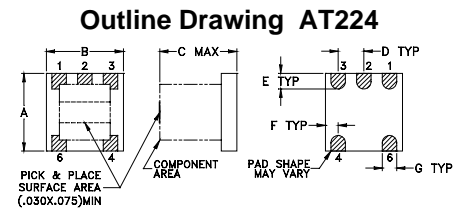
50Ω 2 to 200 MHz

Maximum Ratings

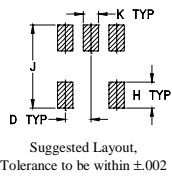
Operating Temperature	-20°C to 85°C
Storage Temperature	-55°C to 100°C
RF Power	0.25W
DC Current	30mA

Pin Connections

PRIMARY DOT	6
PRIMARY	4
SECONDARY DOT	1
SECONDARY	3
SECONDARY CT	2

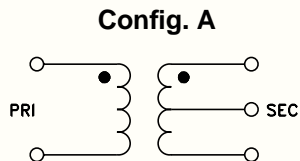


PCB Land Pattern



Outline Dimensions (inch/mm)

A	B	C	D	E	F
.150	.150	.150	.050	.030	.025
3.81	3.81	3.81	1.27	0.76	0.64
G	H	J	K		wt
.028	.065	.190	.030		grams
0.71	1.65	4.83	0.76		0.10




Features

- good return loss
- excellent amplitude unbalance, 0.1dB typ. and phase unbalance, 1 deg typ. in 1dB band width
- leadless surface mount
- aqueous washable

Applications

- impedance matching



CASE STYLE: AT224
PRICE: \$1.29 ea. QTY (100)

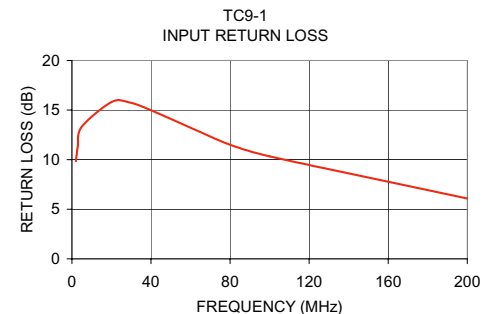
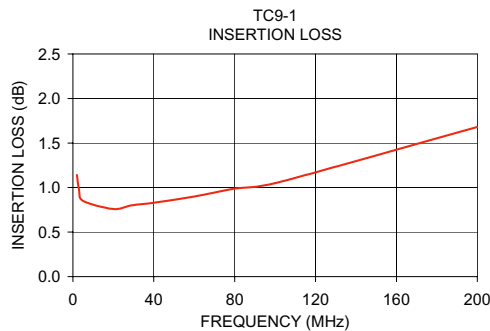
Transformer Electrical Specifications

Ω RATIO (Secondary/Primary)	FREQUENCY (MHz)	INSERTION LOSS*		
		3 dB MHz	2 dB MHz	1 dB MHz
9	2-200	2-200	3-100	5-40

* Insertion Loss is referenced to mid-band loss, 0.7 dB typ.

Typical Performance Data

FREQUENCY (MHz)	INSERTION LOSS (dB)	INPUT R. LOSS (dB)
2.00	1.14	9.85
3.00	0.98	11.35
5.00	0.85	13.33
20.00	0.76	15.80
29.00	0.80	15.77
40.00	0.83	14.99
60.00	0.90	13.22
80.00	0.99	11.50
100.00	1.05	10.34
200.00	1.68	6.08



Mini-Circuits®
ISO 9001 ISO 14001 CERTIFIED

ALL NEW
minicircuits.com

P.O. Box 350166, Brooklyn, New York 11235-0003 (718) 934-4500 Fax (718) 332-4661 For detailed performance specs & shopping online see Mini-Circuits web site



The Design Engineers Search Engine Provides ACTUAL Data Instantly From MINI-CIRCUITS At: www.minicircuits.com

RF/IF MICROWAVE COMPONENTS

REV. C
M111888
TC9-1
ED-4155/2
HY/TD/CP/AM
080206