

Surface Mount

Voltage Controlled Oscillator

ROS-2960C-119+

Linear Tuning 2500 to 2920 MHz

Features

- Low Phase Noise
- Low Pushing
- Low Pulling
- Aqueous washable



CASE STYLE: CK1113
PRICE: \$15.95 ea. QTY (5-49)

+ RoHS compliant in accordance with EU Directive (2002/95/EC)

The +Suffix has been added in order to identify RoHS Compliance. See our web site for RoHS Compliance methodologies and qualifications.

Applications

- Wireless communications
- Multipoint distribution service
- Wire line broadband access

Electrical Specifications

MODEL NO.	FREQ. (MHz)		POWER OUTPUT (dBm)	PHASE NOISE dBc/Hz SSB at offset frequencies, kHz				TUNING					NON HARMONIC SPURIOUS (dBc)	HARMONICS (dBc)		PULLING pk-pk @ 12 dB (MHz)	PUSHING (MHz/V)	DC OPERATING POWER	
	Min.	Max.		Typ.	1	10	100	1000	VOLTAGE RANGE (V)	SENSITIVITY (MHz/V)	PORT CAP (pF)	3 dB MODULATION BANDWIDTH (MHz)		Typ.	Typ.			Typ.	Typ.
ROS-2960C-119+	2500	2920	+7	-79	-107	-128	-147	0.5	16	34 - 42	20	150	-90	-25	-15	2	0.2	8	38

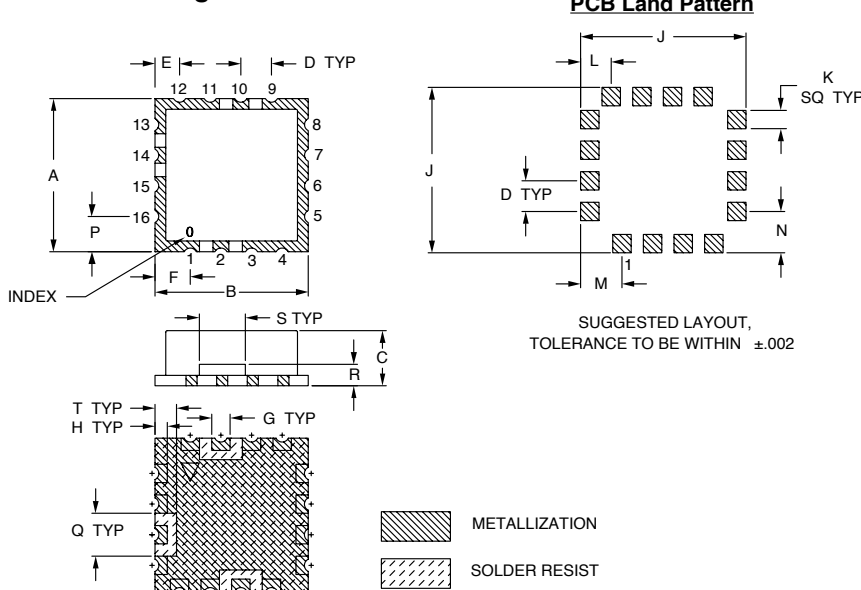
Pin Connections

RF OUT	10
VCC	14
V-TUNE	2
GROUND	1,3,4,5,6,7,8,9,11,12,13,15,16

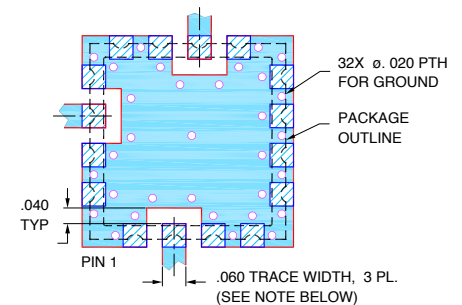
Maximum Ratings

Operating Temperature	-55°C to 85°C
Storage Temperature	-55°C to 100°C
Absolute Max. Supply Voltage (Vcc)	9V
Absolute Max. Tuning Voltage (Vtune)	17V
All specifications	50 ohm system

Outline Drawing



Demo Board MCL P/N: TB-10 Suggested PCB Layout (PL-012)



- NOTES:**
1. TRACE WIDTH IS SHOWN FOR RF4 WITH DIELECTRIC THICKNESS .030" ± .002"; COPPER: 1/2 OZ. EACH SIDE. FOR OTHER MATERIALS TRACE WIDTH MAY NEED TO BE MODIFIED.
 2. BOTTOM SIDE OF THE PCB IS CONTINUOUS GROUND PLANE.
 - DENOTES PCB COPPER LAYOUT WITH SMOBC (SOLDER MASK OVER BARE COPPER)
 - DENOTES COPPER LAND PATTERN FREE OF SOLDER MASK

Outline Dimensions (inch/mm)

A	B	C	D	E	F	G	H	J	K	L	M	N	P	Q	R	S	T	wt.
.500	.500	.220	.100	.080	.115	.060	.040	.540	.060	.100	.135	.135	.115	.140	.070	.150	.070	grams
12.70	12.70	5.59	2.54	2.03	2.92	1.52	1.02	13.72	1.52	2.54	3.43	3.43	2.92	3.56	1.78	3.81	1.78	1.2



P.O. Box 350166, Brooklyn, New York 11235-0003 (718) 934-4500 Fax (718) 332-4661 For detailed performance specs & shopping online see Mini-Circuits web site



The Design Engineers Search Engine Provides ACTUAL Data Instantly From MINI-CIRCUITS At: www.minicircuits.com

RF/IF MICROWAVE COMPONENTS



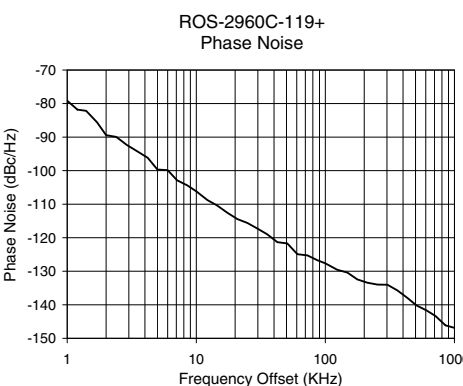
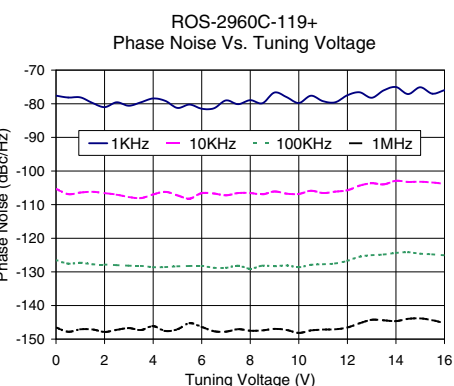
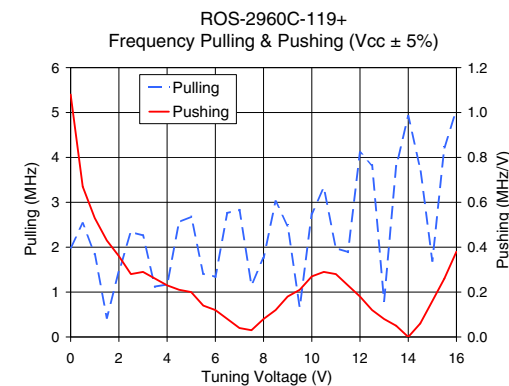
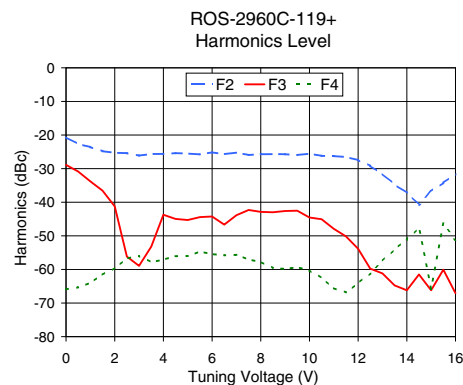
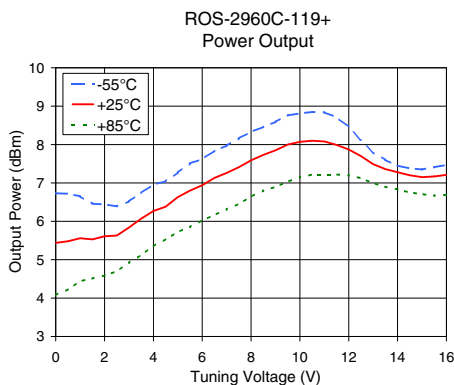
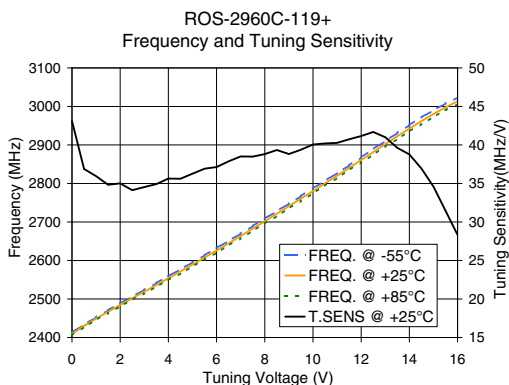
REV. OR
M108674
EDR-8271
ROS-2960C-119+
RAV
080225
Page 1 of 2

Performance Data & Curves*

ROS-2960C-119+

V TUNE	TUNE SENS (MHz/V)	FREQUENCY (MHz)			POWER OUTPUT (dBm)			Icc (mA)	HARMONICS (dBc)			FREQ. PUSH (MHz/V)	FREQ. PULL (MHz)	PHASE NOISE (dBc/Hz) at offsets				FREQ OFFSET (KHz)	PHASE NOISE at 2715 MHz (dBc/Hz)
		-55°C	+25°C	+85°C	-55°C	+25°C	+85°C		F2	F3	F4			1kHz	10kHz	100kHz	1MHz		
0.00	43.11	2412.8	2409.1	2405.7	6.73	5.44	4.08	33.07	-20.7	-28.9	-65.9	1.08	1.99	-77.6	-105.3	-126.5	-146.5	1.0	-79.16
0.50	36.89	2433.9	2430.6	2427.3	6.72	5.48	4.23	33.07	-22.7	-30.9	-65.3	0.67	2.53	-78.1	-106.9	-127.6	-147.8	2.0	-89.43
1.00	35.95	2452.6	2449.1	2445.7	6.65	5.56	4.44	33.06	-23.6	-33.8	-64.0	0.53	1.85	-78.1	-106.4	-127.3	-147.1	3.5	-94.27
1.50	34.83	2470.9	2467.1	2463.4	6.46	5.53	4.51	33.03	-24.8	-36.5	-61.6	0.43	0.43	-79.8	-106.2	-127.8	-147.1	6.0	-99.85
2.00	35.01	2488.6	2484.5	2480.8	6.44	5.61	4.59	33.01	-25.3	-41.2	-59.6	0.36	1.46	-81.0	-106.6	-127.8	-147.9	8.5	-104.38
3.00	34.53	2524.0	2519.1	2514.7	6.52	5.84	4.92	32.98	-26.1	-58.9	-56.0	0.29	2.26	-80.6	-107.7	-128.2	-146.7	10.0	-106.18
4.00	35.63	2559.0	2553.8	2548.9	6.96	6.27	5.35	32.93	-25.6	-43.7	-57.1	0.23	1.17	-78.4	-107.0	-128.6	-146.1	20.8	-114.44
5.00	36.27	2595.2	2589.4	2584.2	7.27	6.63	5.72	32.89	-25.5	-45.3	-56.0	0.20	2.68	-81.2	-107.3	-128.3	-147.1	35.5	-119.00
6.00	37.13	2632.1	2626.0	2620.4	7.62	6.94	6.03	32.83	-25.1	-44.2	-55.4	0.12	1.34	-81.5	-106.6	-128.2	-146.4	60.7	-124.91
7.00	38.50	2669.9	2663.5	2657.8	7.97	7.26	6.31	32.78	-25.3	-43.9	-55.7	0.04	2.83	-79.0	-107.2	-128.8	-147.8	86.7	-126.70
8.00	38.81	2708.7	2702.0	2696.1	8.33	7.59	6.64	32.74	-25.7	-42.9	-57.7	0.08	1.76	-78.9	-106.6	-129.1	-147.5	100.0	-127.64
8.50	39.34	2728.1	2721.4	2715.5	8.46	7.73	6.80	32.72	-25.7	-43.0	-59.6	0.12	3.02	-79.9	-107.0	-128.2	-147.4	148.1	-130.39
9.00	38.82	2747.9	2741.1	2735.1	8.59	7.85	6.90	32.71	-25.7	-42.6	-59.9	0.18	2.48	-76.7	-106.1	-128.3	-146.9	177.0	-132.45
10.00	40.06	2787.1	2780.2	2774.3	8.81	8.07	7.15	32.66	-25.6	-44.5	-60.3	0.27	2.75	-79.8	-106.8	-128.6	-148.2	211.6	-133.42
11.00	40.27	2826.9	2820.3	2814.5	8.84	8.08	7.22	32.63	-26.3	-47.9	-65.6	0.28	1.98	-79.3	-106.6	-127.8	-147.2	302.4	-134.03
12.00	41.15	2867.8	2860.8	2854.7	8.46	7.87	7.20	32.59	-27.5	-53.8	-64.1	0.18	4.11	-77.5	-105.7	-126.7	-146.6	361.5	-135.72
13.00	41.00	2910.5	2902.2	2895.3	7.80	7.49	7.00	32.55	-31.6	-61.2	-57.5	0.08	0.81	-78.2	-103.7	-125.0	-144.2	507.5	-140.17
14.00	38.77	2951.7	2942.5	2935.2	7.45	7.28	6.83	32.53	-37.2	-66.2	-51.1	0.00	4.92	-75.0	-102.9	-124.4	-144.6	606.7	-141.66
15.00	34.59	2990.1	2980.4	2972.8	7.35	7.15	6.71	32.50	-36.7	-66.2	-65.6	0.16	1.70	-75.1	-103.2	-124.6	-143.8	851.6	-146.14
16.00	28.33	3022.9	3013.4	3006.1	7.47	7.21	6.69	32.49	-31.6	-67.1	-51.3	0.38	5.05	-76.0	-103.8	-125.1	-145.2	1000.0	-146.87

*at 25°C unless mentioned otherwise



P.O. Box 350166, Brooklyn, New York 11235-0003 (718) 934-4500 Fax (718) 332-4661 For detailed performance specs & shopping online see Mini-Circuits web site



The Design Engineers Search Engine Provides ACTUAL Data Instantly From MINI-CIRCUITS At: www.minicircuits.com

RF/IF MICROWAVE COMPONENTS