

# Ceramic Low Pass Filter

50Ω DC to 1350 MHz

## LFTC-1350+



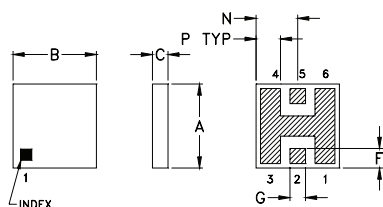
### Maximum Ratings

Operating Temperature	-55°C to 100°C
Storage Temperature	-55°C to 125°C

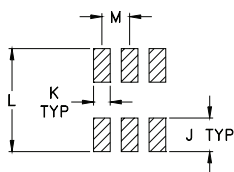
### Pin Connections

RF IN	2
RF OUT	5
GROUND	1,3,4,6

### Outline Drawing



### PCB Land Pattern

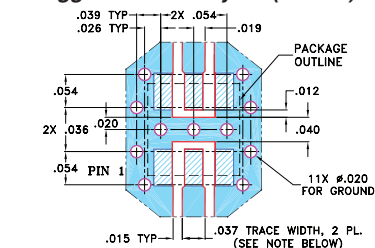


Suggested Layout,  
Tolerance to be within ±0.02

### Outline Dimensions (inch/mm)

A	B	C	D	E	F	G	H
.150	.150	.028	--	--	.035	.028	--
3.81	3.81	0.71	--	--	0.89	0.71	--
J	K	L	M	N	P	wt	
.060	.030	.184	.050	.075	.044	grams	
1.52	0.76	4.67	1.27	1.91	1.12	0.15	

### Demo Board MCL P/N: TB-233 Suggested PCB Layout (PL-112)



- NOTES: 1. TRACE WIDTH IS SHOWN FOR ROGERS RO4350B WITH DIELECTRIC THICKNESS 0.020" ± 0.0015"; COPPER: 1/2 OZ. EACH SIDE. FOR OTHER MATERIALS TRACE WIDTH MAY NEED TO BE MODIFIED.  
2. BOTTOM SIDE OF THE PCB IS CONTINUOUS GROUND PLANE.  
DENOTES PCB COPPER LAYOUT WITH SMOBC (SOLDER MASK OVER BARE COPPER)  
DENOTES COPPER LAND PATTERN FREE OF SOLDER MASK

### Features

- miniature size, 0.15"X0.15"X0.028"
- low profile, 0.028" height
- excellent power handling, 15W
- hermetically sealed

### Applications

- harmonic rejection
- internal rejection
- receivers & transmitters

CASE STYLE: FR933  
PRICE: \$3.75 ea. QTY. (10-49)

+ RoHS compliant in accordance with EU Directive (2002/95/EC)

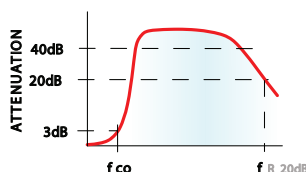
The +Suffix has been added in order to identify RoHS Compliance. See our web site for RoHS Compliance methodologies and qualifications.

### Electrical Specifications (T<sub>AMB</sub> = 25°C)

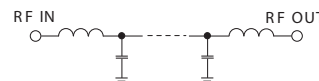
PASSBAND (MHz)	f <sub>co</sub> , MHz Nom.	STOP BAND (MHz)		VSWR (:1) Passband	POWER INPUT* (W)	MARKING	NO. OF SECTIONS
(loss < 1 dB)	(loss 3 dB)	( > 20 dB)	(loss > 40 dB)	Typ.			
Typ.	Typ.	Typ.	Typ.				
DC-1350	1550	2100	2700-4000	1.2	15	LF1	7

\* Derate linearly to 7W at 100°C ambient.

### typical frequency response

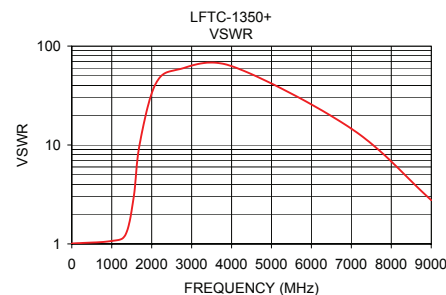
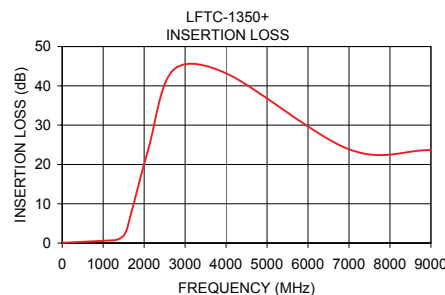


### electrical schematic



### Typical Performance Data at 25°C

Frequency (MHz)	Insertion Loss (dB)	VSWR (:1)
1.00	0.06	1.01
1000.00	0.57	1.07
1350.00	0.91	1.25
1550.00	2.76	2.96
1700.00	8.24	10.25
2100.00	23.80	41.48
2700.00	43.89	58.41
4000.00	43.19	62.68
7000.00	23.87	14.62
9000.00	23.66	2.77



**Mini-Circuits®**  
ISO 9001 ISO 14001 AS 9100 CERTIFIED

**minicircuits.com**

P.O. Box 350166, Brooklyn, New York 11235-0003 (718) 934-4500 Fax (718) 332-4661 For detailed performance specs & shopping online see Mini-Circuits web site

**Design Engineers Search Engine** Provides ACTUAL Data Instantly From MINI-CIRCUITS At: [www.minicircuits.com](http://www.minicircuits.com)

IF/RF MICROWAVE COMPONENTS

REV. L  
M121640  
LFTC-1350+  
EDB-020405  
AD/YB/CP  
090218