

Miniature Surface Mount Fixed Attenuator

LAT-12+

50Ω 0.5W 12dB DC to 2500 MHz



CASE STYLE: MMM168
PRICE: \$1.95 ea. QTY (10-49)

Maximum Ratings

Operating Temperature	-55°C to 85°C
Storage Temperature	-55°C to 100°C

Pin Connections

INPUT	4
OUTPUT	2
GROUND	1,3

Features

- wideband, DC to 2500 MHz
- excellent VSWR, through entire band
- miniature size, SOT143 package
- aqueous washable

Applications

- cellular
- PCS
- ISM
- VHF/UHF

+ RoHS compliant in accordance with EU Directive (2002/95/EC)

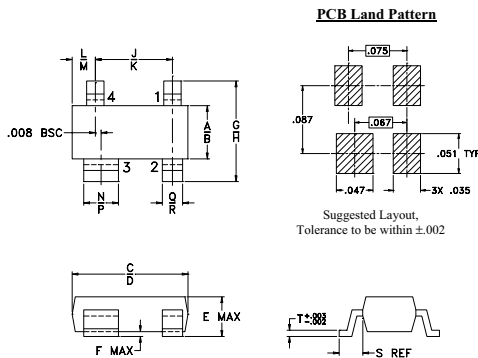
The +Suffix has been added in order to identify RoHS Compliance. See our web site for RoHS Compliance methodologies and qualifications.

Electrical Specifications at 25°C

FREQ. RANGE (MHz)	ATTENUATION (dB) Flatness, Max.	VSWR (:1) Max.			MAX. INPUT POWER ¹ (W)
		DC-0.5 GHz	DC-1 GHz	DC-2.5 GHz	
f_L - f_U	Nom.	DC-0.5 GHz	DC-1 GHz	DC-2.5 GHz	
DC-2500	12±0.8	1.3	1.4	1.6	0.5

1. RF power at 25°C case temperature: ½Watt. Derate linearly to 0.2 Watt at 85°C.
2. Flatness= variation over band divided by 2

Outline Drawing



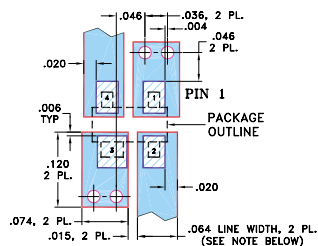
Outline Dimensions (inch/mm)

A	B	C	D	E	F	G	H	J	K
.045	.055	.105	.120	.047	.005	.083	.104	.070	.080
1.14	1.40	2.67	3.05	1.19	0.13	2.11	2.64	1.78	2.03
L	M	N	P	Q	R	S	T	wt	
.018	.24	.030	.036	.015	.021	.023	.005	grams	
0.46	6.10	0.76	0.91	0.38	0.53	0.58	0.13		0.01

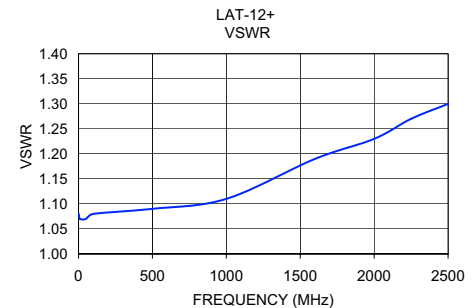
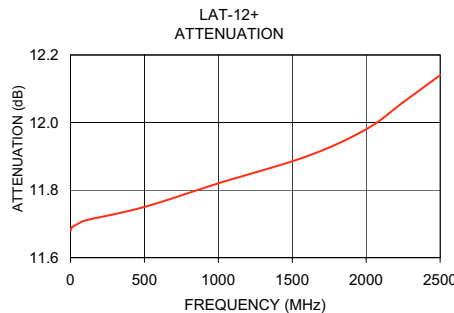
Typical Performance Data

Frequency (MHz)	Attenuation (dB)	VSWR (:1)
1.00	11.68	1.08
10.00	11.69	1.07
50.00	11.70	1.07
100.00	11.71	1.08
500.00	11.75	1.09
1000.00	11.82	1.11
1600.00	11.90	1.19
2000.00	11.98	1.23
2250.00	12.06	1.27
2500.00	12.14	1.30

Demo Board MCL P/N: TB-39 Suggested PCB Layout (PL-225)



- NOTES: 1. TRACE WIDTH IS SHOWN FOR ROGERS RO4350B WITH DIELECTRIC THICKNESS .030" ± .002"; COPPER: 1/2 OZ. EACH SIDE. FOR OTHER MATERIALS TRACE WIDTH MAY NEED TO BE MODIFIED.
2. BOTTOM SIDE OF THE PCB IS CONTINUOUS GROUND PLANE.
- DENOTES PCB COPPER LAYOUT WITH SMOBC (SOLDER MASK OVER BARE COPPER)
 - DENOTES COPPER LAND PATTERN FREE OF SOLDER MASK



Mini-Circuits®
ISO 9001 ISO 14001 CERTIFIED

ALL NEW
minicircuits.com

P.O. Box 350166, Brooklyn, New York 11235-0003 (718) 934-4500 Fax (718) 332-4661 For detailed performance specs & shopping online see Mini-Circuits web site



The Design Engineers Search Engine Provides ACTUAL Data Instantly From MINI-CIRCUITS At: www.minicircuits.com

RF/IF MICROWAVE COMPONENTS

REV. E
M108294
LAT-12+
070518