

Miniature Plastic Fixed Attenuator

50Ω 0.5W 20dB DC to 8000 MHz

GAT-20+



CASE STYLE: FG873
PRICE: \$2.35 ea. QTY (10-49)

+ RoHS compliant in accordance with EU Directive (2002/95/EC)

The +Suffix has been added in order to identify RoHS Compliance. See our web site for RoHS Compliance methodologies and qualifications.

Maximum Ratings

Operating Temperature	-45°C to 85°C
Storage Temperature	-55°C to 100°C

Pin Connections

INPUT	1
OUTPUT	3
GROUND	2,4

Features

- miniature package MCLP™ 3x3 mm
- specified to 8000 MHz, useable to 10000 MHz
- excellent VSWR, 1:15:1 typ.

Applications

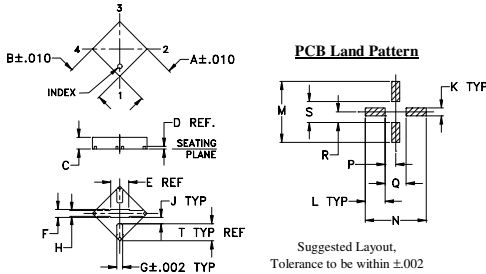
- cellular
- PCS
- communications
- radar
- defense

Electrical Specifications at 25°C

FREQ. RANGE (MHz)	ATTENUATION (dB)			VSWR (:1)			MAX. INPUT POWER ¹ (W)
	Flatness						
	DC-1 GHz	1-5 GHz	5-8 GHz	DC-1 GHz	1-5 GHz	5-8 GHz	
f_L - f_U	Nom.	Typ.	Typ.	Typ.	Max.	Typ.	
DC-8000	20±0.4	0.15	0.2	0.2	1.05 1.2	1.15 1.3	1.35

1. RF power at 25°C case temperature: ½Watt. Derate linearly to 0.2 Watt at 85°C.
2. Flatness= variation over band divided by 2

Outline Drawing



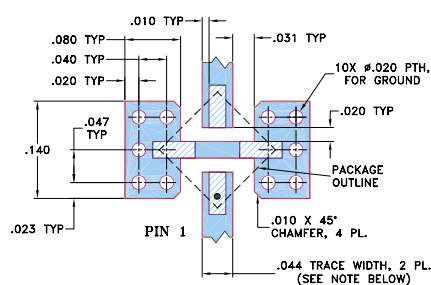
Outline Dimensions (inch/mm)

A	B	C	D	E	F	G	H	J	
0.118	0.118	0.035	0.008	0.07	0.024	0.017	0.018	0.021	
3.00	3.00	0.89	0.20	1.78	0.61	0.43	0.46	0.53	
K	L	M	N	P	Q	R	S	T	wt
0.024	0.061	0.186	0.186	0.032	0.064	0.032	0.064	0.05	grams
0.61	1.55	4.72	4.72	0.81	1.63	0.81	1.63	1.27	0.02

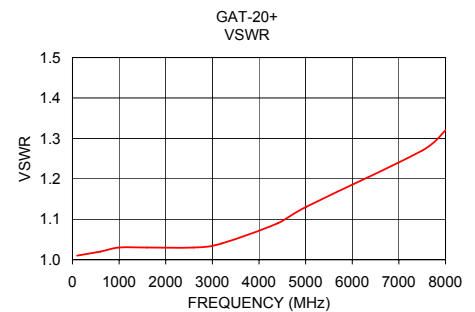
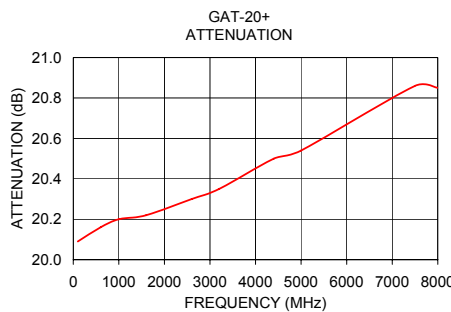
Typical Performance Data

Frequency (MHz)	Attenuation (dB)	VSWR (:1)
100.00	20.09	1.01
600.00	20.16	1.02
1000.00	20.20	1.03
1600.00	20.22	1.03
2600.00	20.30	1.03
3200.00	20.35	1.04
4400.00	20.50	1.09
5000.00	20.54	1.13
7500.00	20.86	1.27
8000.00	20.85	1.32

Demo Board MCL P/N: TB-154 Suggested PCB Layout (PL-126)



- NOTES:
1. TRACE WIDTH IS SHOWN FOR ROGERS R04350B WITH DIELECTRIC THICKNESS .020" ± .0015"; COPPER: 1/2 OZ. EACH SIDE. FOR OTHER MATERIALS TRACE WIDTH MAY NEED TO BE MODIFIED.
 2. BOTTOM SIDE OF THE PCB IS CONTINUOUS GROUND PLANE.
- DENOTES PCB COPPER LAYOUT WITH SMOBC (SOLDER MASK OVER BARE COPPER)
 - DENOTES COPPER LAND PATTERN FREE OF SOLDER MASK



Mini-Circuits®
ISO 9001 ISO 14001 CERTIFIED

ALL NEW
minicircuits.com

P.O. Box 350166, Brooklyn, New York 11235-0003 (718) 934-4500 Fax (718) 332-4661 For detailed performance specs & shopping online see Mini-Circuits web site



The Design Engineers Search Engine Provides ACTUAL Data Instantly From MINI-CIRCUITS At: www.minicircuits.com

RF/IF MICROWAVE COMPONENTS

REV. C
M108294
GAT-20+
ED-9658
061226