

# Surface Mount RF Transformer

## ADTL1-12+ ADTL1-12

50Ω 20 to 1200 MHz

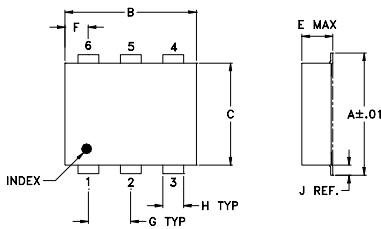
### Maximum Ratings

Operating Temperature	-20°C to 85°C
Storage Temperature	-55°C to 100°C
RF Power	2W
DC Current	30mA

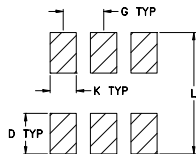
### Pin Connections

PRIMARY DOT	1
PRIMARY	3
SECONDARY DOT	6
SECONDARY	4
NOT USED	2,5

### Outline Drawing



### PCB Land Pattern



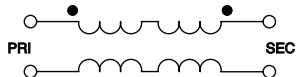
Suggested Layout,  
Tolerance to be within ±.002

### Outline Dimensions (inch/mm)

A	B	C	D	E	F	G
.272	.310	.220	.100	.112	.055	.100
6.91	7.87	5.59	2.54	2.84	1.40	2.54
H	J	K	L			wt
.030	.026	.065	.300			grams
0.76	0.66	1.65	7.62			0.20

Demo Board MCL P/N: TB-94

### Config. G



### Features

- wideband, 20 to 1200 MHz
- balanced transmission line
- excellent amplitude unbalance, 0.3 dB typ. and phase unbalance, 3 deg. typ. in 1 dB bandwidth
- RF power, 2W
- aqueous washable
- protected under US patent 6,133,525

### Applications

- impedance matching
- balanced amplifier
- baluns
- cellular
- VHF

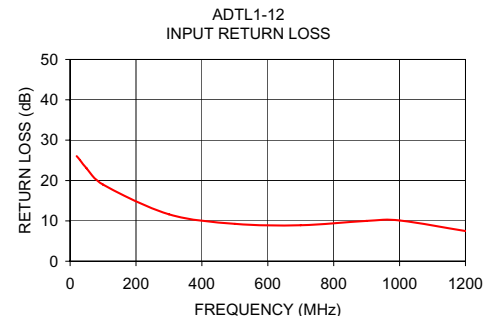
### Transformer Electrical Specifications

Ω RATIO	FREQUENCY (MHz)	INSERTION LOSS*			PHASE UNBALANCE (Deg.) Typ.		AMPLITUDE UNBALANCE (dB) Typ.	
		3 dB MHz	2 dB MHz	1 dB MHz	1 dB bandwidth	2 dB bandwidth	1 dB bandwidth	2 dB bandwidth
1	20-1200	-	20-1200	50-1000	3	4	0.3	0.5

\* Insertion Loss is referenced to mid-band loss, 0.6 dB typ.

### Typical Performance Data

FREQUENCY (MHz)	INSERTION LOSS (dB)	INPUT R. LOSS (dB)	AMPLITUDE UNBALANCE (dB)	PHASE UNBALANCE (Deg.)
20.00	0.28	26.05	0.32	3.48
30.00	0.28	25.08	0.26	2.31
50.00	0.28	23.04	0.28	1.42
100.00	0.37	18.99	0.23	0.30
300.00	0.74	11.63	0.17	0.99
500.00	0.98	9.26	0.04	1.35
700.00	0.92	8.93	0.14	0.79
900.00	0.76	10.00	0.48	0.35
1000.00	0.74	10.10	0.65	0.92
1200.00	1.32	7.49	0.99	2.65



CASE STYLE: CD542  
PRICE: \$2.95 ea. QTY (10-49)

+ RoHS compliant in accordance with EU Directive (2002/95/EC)

The +Suffix identifies RoHS Compliance. See our web site for RoHS Compliance methodologies and qualifications.

**Mini-Circuits®**  
ISO 9001 ISO 14001 CERTIFIED

ALL NEW  
minicircuits.com

P.O. Box 350166, Brooklyn, New York 11235-0003 (718) 934-4500 Fax (718) 332-4661 For detailed performance specs & shopping online see Mini-Circuits web site



The Design Engineers Search Engine Provides ACTUAL Data Instantly From MINI-CIRCUITS At: [www.minicircuits.com](http://www.minicircuits.com)

RF/IF MICROWAVE COMPONENTS

REV. D  
M112648  
ADTL1-12  
ED-6636/10  
DJ/TD/CP/AM  
071101