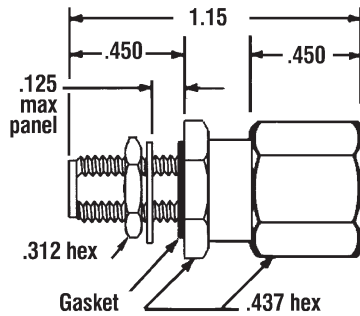


BULKHEAD JACK

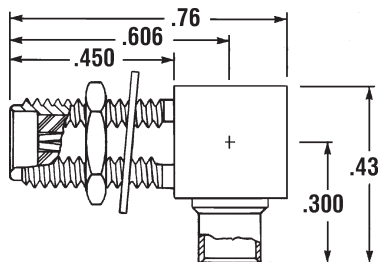


FOR SEMI-RIGID OR ULTRA-FLEX CABLE

MODEL	3928-1A-*	3928-2A-*	3147-*	3147B-*
CABLE	RG402, M17/130 .141	RG405, M17/133 .085	RG401, M17/129 .250	.325
NOTES	drawing not shown solder clamp attachment	drawing not shown solder clamp attachment	as shown	clamp nut is .50 hex
	compression clamp			

Connectors for 3 and 5 spline .250 diameter cable are available. Consult Coaxicom.

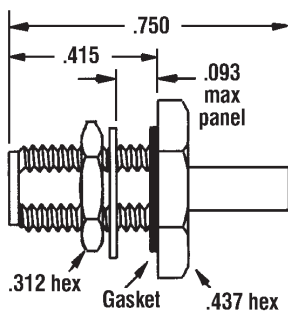
RIGHT ANGLE BULKHEAD JACK



FOR SEMI-RIGID OR ULTRA-FLEX CABLE

MODEL	3222-1A-*	3222-2A-*	3222-3A-*
CABLE	RG402, M17/130 .141	RG405, M17/133 .085	M17/151 .047
NOTES	direct solder attachment	direct solder attachment	direct solder attachment

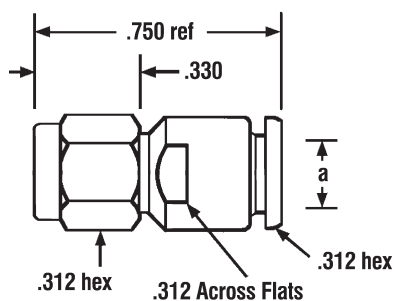
BULKHEAD JACK



FOR SEMI-RIGID OR ULTRA-FLEX CABLE

MODEL	3210-1-1	3210-2-1	3210-3-1	3210A-1-1	3210A-2-1	3210A-3-1
CABLE	RG402, M17/130 .141	RG405, M17/133 .085	M17/151 .047	RG402, M17/130 .141	RG405, M17/133 .085	M17/151 .047
NOTES	solder to body	solder to body	solder to body	.312 hex no gasket solder to body	.312 hex no gasket solder to body	.312 hex no gasket solder to body

STRAIGHT PLUG



FOR FLEXIBLE CABLE

MODEL	3917-1-*	3917-3-*	3917-4-*	3917-5-*	3917-29-*
CABLE	RG55, 58, 141, 142, 223, 303, 400	RG174, 179, 187, 188, 316	RG180, 195	RG178, 196	RG188DS, 316DS
a =	.220	.116	.160	.080	.116
NOTES	wedge clamp	wedge clamp	wedge clamp	wedge clamp	wedge clamp

* -1 indicates gold plated stainless steel all over.

-9 indicates passivated (stainless finish) except in areas where gold plating is required for solderability.

SEE SPECIFICATION SHEET FOR MOUNTING HOLE SIZE.