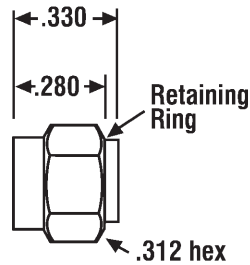


STRAIGHT PLUG

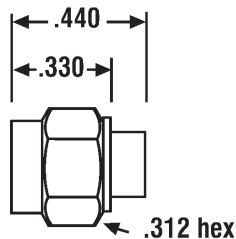


FOR SEMI-RIGID OR ULTRA-FLEX CABLE

MODEL	3183-1-*	3183-3-*	3183P-3-*	3133-*	3136-*
CABLE	RG402 M17/130 .141	RG405 M17/133 .085	Supplied Pre-Assembled RG405 M17/133 .085	M17/151 .047	M17/154 .034
NOTES	use cable for center contact	center contact provided	center contact provided	center contact provided	center contact provided

NOTES: solder to body, retractable coupling nut

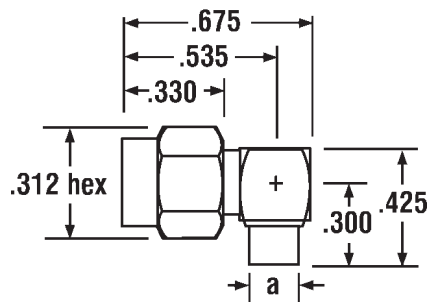
STRAIGHT PLUG



FOR SEMI-RIGID OR ULTRA-FLEX CABLE

MODEL	3207-1-*	3201-1A-*	3201-2A-*
CABLE	RG402, M17/130 .141	RG402, M17/130 .141	RG405, M17/133 .085
NOTES	center contact and insulator provided solder to body	use cable for center contact and insulator solder to body	center contact and insulator provided solder to body

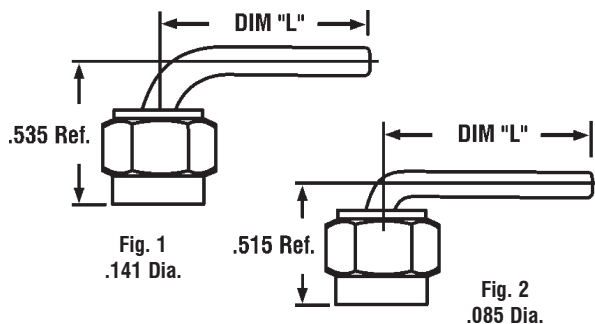
RIGHT ANGLE PLUG



FOR SEMI-RIGID OR ULTRA-FLEX CABLE

MODEL	3221-1A-1	3221-2A-1	3221-3A-1	3221-5-*
CABLE	RG402, M17/130 .141	RG405, M17/133 .085	M17/151 .047	RG401, M17/129 .250
a (min) =	.143	.088	.049	.253
NOTES	solder to body	solder to body	solder to body	solder to body

RIGHT ANGLE BEND CABLE ASSEMBLY



FOR SEMI-RIGID CABLE

MODEL	3221-1-L	3221-2-L
CABLE	RG402, M17/130 .141	RG405, M17/133 .085
NOTES	FIG. 1 ▲ L = cable length in inches	FIG. 2 ▲ L = cable length in inches
Low Profile, Improved VSWR, Pre-Assembled		

▲ Customer Specified

* -1 indicates gold plated stainless steel all over.

-9 indicates passivated (stainless finish) except in areas where gold plating is required for solderability.